



KAMPS DATA CAPABILITIES

The role data plays in our pallet programs and how our reporting can have a positive effect on your organization.

2021 Edition




THE VALUE OF DATA WITHIN YOUR PALLET PROGRAM

Partnering with a pallet company that collects and reports on relevant data gives your team valuable insights into dollars spent or received while holding your pallet partner accountable to program expectations.

IMPACT ON YOUR BUSINESS

- Adds extra layer of transparency that ensures you are receiving the accurate value for pallets when selling.
- Lessens the burden on multiple departments within your business.
- Keeps your program optimized.
- Adds extra layer of accountability.



PURPOSEFUL & IMPACTFUL DATA

At Kamps Pallets, we believe in purposeful and impactful data collection and reporting. We recognize that certain data is just “noise”, while some data may be underutilized due to lack of systems and experience.

Our industry leading data systems, practices, and experience ensures that Kamps customers receive all reports vital to an optimized pallet program.


VITAL REPORTS

- Pallets Sold
- Pallets Purchased
- Load / Sort Reports
- Year Over Year Comparisons

VITAL KPIS

- On-Time Delivery
- Product Quality
- Labor Productivity
- Program Specific Expectations

PALLET PROGRAM REPORTS AVAILABLE FROM KAMPS



Supplier Load Report

YOUR COMPANY (CITY, STATE)

Load#	Sort Date	Received Date	Trailer Number	BOL/ Hand Ticket/ Dock	Total Pallets
28975	8/1/2020	7/30/2020	53038	//	417
28975	8/1/2020	7/30/2020	53150	//	42
28976	8/1/2020	7/31/2020	53001	//	40
28976	8/1/2020	7/31/2020	702	//	3
28976	8/1/2020	7/31/2020	53046	//	5

Load / Sort Report

Detailed report outlining all pallets accepted and sorted by Kamps - featuring a daily breakdown.

TRAILER NUMBER	SORT DATE	RECEIVED DATE	TOTAL PURCHASE COST	48X40 SCRAP ODD-SIZE POOLED
----------------	-----------	---------------	---------------------	-----------------------------

Items Sold by Kamps - Detail

Location: YOUR COMPANY (YOUR CITY, STATE)

Invoice Number	Order Number	Invoice Date	Type	Item Number	Item Description
IV3001	ORD91111	8/1/2020	Invoice	4000PNS	48 X 40 # 2GMA 4W FI
IV3002	ORD91112	8/3/2020	Invoice	10002UNS	48 X 40 # 2GMA 4W FI
IV3003	ORD91113	8/3/2020	Invoice	4000PNS	48 X 40 # 2GMA 4W FI
IV3004	ORD91114	8/3/2020	Invoice	10002UNS	48 X 40 # 2GMA 4W FI
IV3005	ORD91115	8/4/2020	Invoice	4000PNS	48 X 40 # 2GMA 4W FI
IV3006	ORD91116	8/6/2020	Invoice	10002UNS	48 X 40 # 2GMA 4W FI
IV3007	ORD91117	8/6/2020	Invoice	4000PNS	48 X 40 # 2GMA 4W FI
IV3008	ORD91118	8/6/2020	Invoice	10002UNS	48 X 40 # 2GMA 4W FI
IV3009	ORD91119	8/7/2020	Invoice	4000PNS	48 X 40 # 2GMA 4W FI
IV3010	ORD91120	8/7/2020	Invoice	10002UNS	48 X 40 # 2GMA 4W FI
IV3011	ORD91121	8/8/2020	Invoice	4000PNS	48 X 40 # 2GMA 4W FI
IV3012	ORD91122	8/8/2020	Invoice	10002UNS	48 X 40 # 2GMA 4W FI
IV3013	ORD91123	8/10/2020	Invoice	4000PNS	48 X 40 # 2GMA 4W FI
IV3014	ORD91124	8/10/2020	Invoice	10002UNS	48 X 40 # 2GMA 4W FI

Pallets Sold By Kamps

Detailed Report of pallets sold by Kamps - featuring a daily breakdown.

INVOICE DATE	ITEM NUMBER	PO NUMBER	QUANTITY PALLET PURCHASED	UNIT PRICE
--------------	-------------	-----------	---------------------------	------------

Supplier: Your Company (City, State)
Ship Point: Your Company (City, State)

Sort Dates: 8/23/2020 - 8/29/2020

Grade	Quantity
48X40 Core Pallets	5617
Odd Sizes	1963
Scrap	109
CHEP	832
Total:	8,521
Total Loads:	78

Pallets Purchased By Kamps

Detailed Report of all pallets sold to Kamps throughout a determined period.

PALLET GRADE	QUANTITY	PRICE PER UNIT	TOTAL COST	TOTAL LOADS
--------------	----------	----------------	------------	-------------

Year Over Year Comparison

All Kamps reports are reviewed and compared year over year by our pallet experts during your regular business reviews.




PALLET PROGRAM KPIs TRACKED BY KAMPS



On-Time Delivery

Kamps tracks all deliveries made to customers, ensuring that our customer's supply chains remain optimized and uninterrupted.

99.9% KAMPS AVERAGE ON-TIME DELIVERY SCORE



Product Quality / Grade

We inspect, monitor, and report all pallets purchased and sold by Kamps.



Labor Productivity

Internally, we monitor and analyze our labor productivity and overhead costs to ensure long-term stability for our partners and fair market pricing on products.

Program Specific Expectations

Kamps outlines, monitors, and reports on expectations specific to your pallet program.

- Drop Trailers: 2 vans
- Average Trailer Turns per Month: 7
- Age/Quality of Trailer Requirements:
- Turn-around time for order fulfillment commitment: (M/M)

ACCESS TO DATA ON YOUR TERMS

At Kamps Pallets, we believe that data regarding your pallet program should be available on your terms and in ways that suit your organizational structure best.

That is why we have created three primary channels in which you can access your data.



Email

Your Kamps Customer Service Representatives send regular updates regarding your pallet program via E-Mail. We fulfill any additional requests for reports or data in an organized and timely manner.

Recommended For

Program updates from the current quarter.

Available

Now



Business Review

Business Partner Reviews offer an in-depth look at your pallet program with your Kamps Sales Consultant - where we make recommendations on improvements and review our performance based on data presented.

Recommended For

Yearly program reviews & long-term planning.

Available

Now



KP Portal

An exclusive online portal available to Kamps customers. All reports are made available within 48 hours. Reports can be viewed on the portal, and exported for further analysis or data visualization.

Recommended For

Current quarter updates & yearly historical analysis.

Available

Limited Beta-Test



National Pallet Solutions

READY TO PARTNER WITH A PALLET COMPANY THAT MAKES DATA A PRIORITY?

Contact us for a consultation with one of our pallet experts.

[CONTACT OUR EXPERTS >](#)



National Pallet Solutions

LEARN MORE
www.kampspallets.com